

Model No.

T6ED - 066 - 038 - 1 R 00 - B 1 -

Series

P1 P2

Cam ring for "P1"

(Delivery at 0 bar & 1500 r.p.m.)

042 = 198,5 l/min      062 = 295,0 l/min  
 045 = 213,6 l/min      066 = 319,9 l/min  
 050 = 237,7 l/min      072 = 340,6 l/min  
 052 = 247,2 l/min

Cam ring for "P2"

(Delivery at 0 bar & 1500 r.p.m.)

014 = 71,4 l/min      035 = 166,5 l/min  
 017 = 87,3 l/min      038 = 180,4 l/min  
 020 = 99,0 l/min      042 = 204,0 l/min  
 024 = 119,3 l/min      045 = 218,5 l/min  
 028 = 134,5 l/min      050 = 237,0 l/min  
 031 = 147,4 l/min

Modification

Seal class

1 = S1 (for mineral oil)  
 4 = S4 (for resistant fluids)  
 5 = S5 (for mineral oil and fire resistant fluids)

Design letter

Porting combination (see page 30)

00 = standard

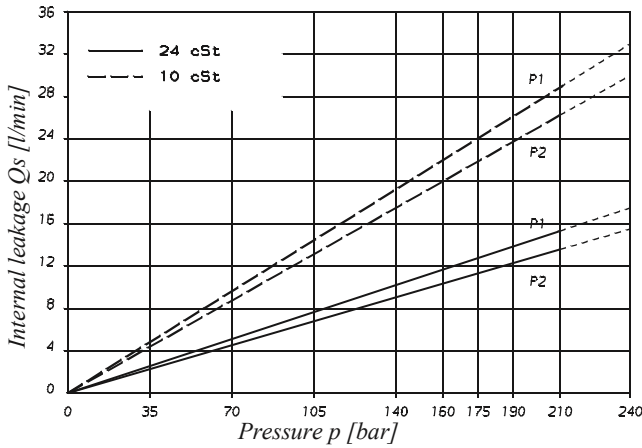
Direct. of rotation (view on shaft end)

R = clockwise  
 L = counter-clockwise

Type of shaft

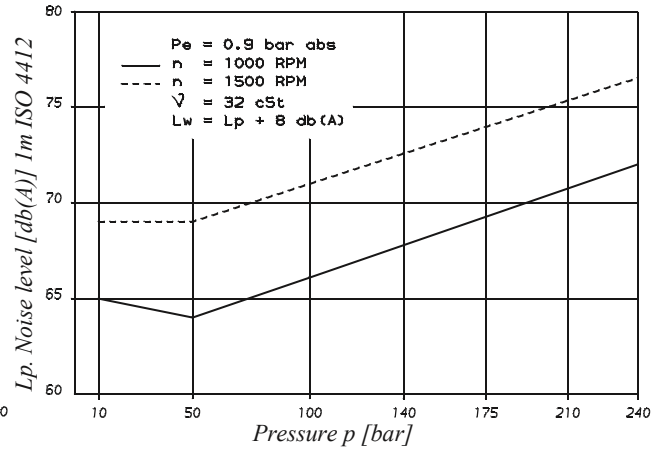
1 = keyed (SAE CC)  
 2 = keyed (no SAE)  
 3 = splined (SAE C)  
 4 = splined (SAE CC)

INTERNAL LEAKAGE (TYPICAL)



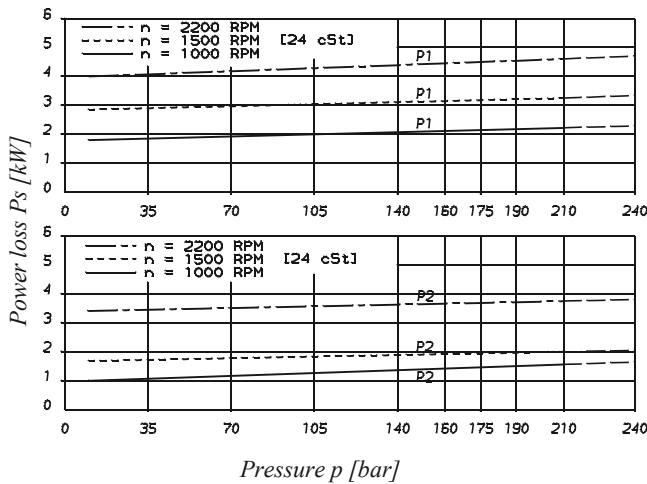
Total leakage is the sum of each section loss at its operating conditions.

NOISE LEVEL (TYPICAL)  
T6ED - 050 - 038



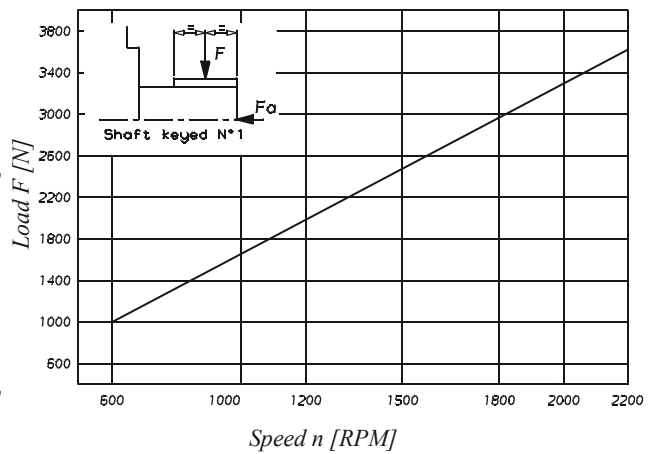
Double pump noise level is given with each section discharging at the pressure noted on the curve.

POWER LOSS HYDROMECHANICAL (TYPICAL)

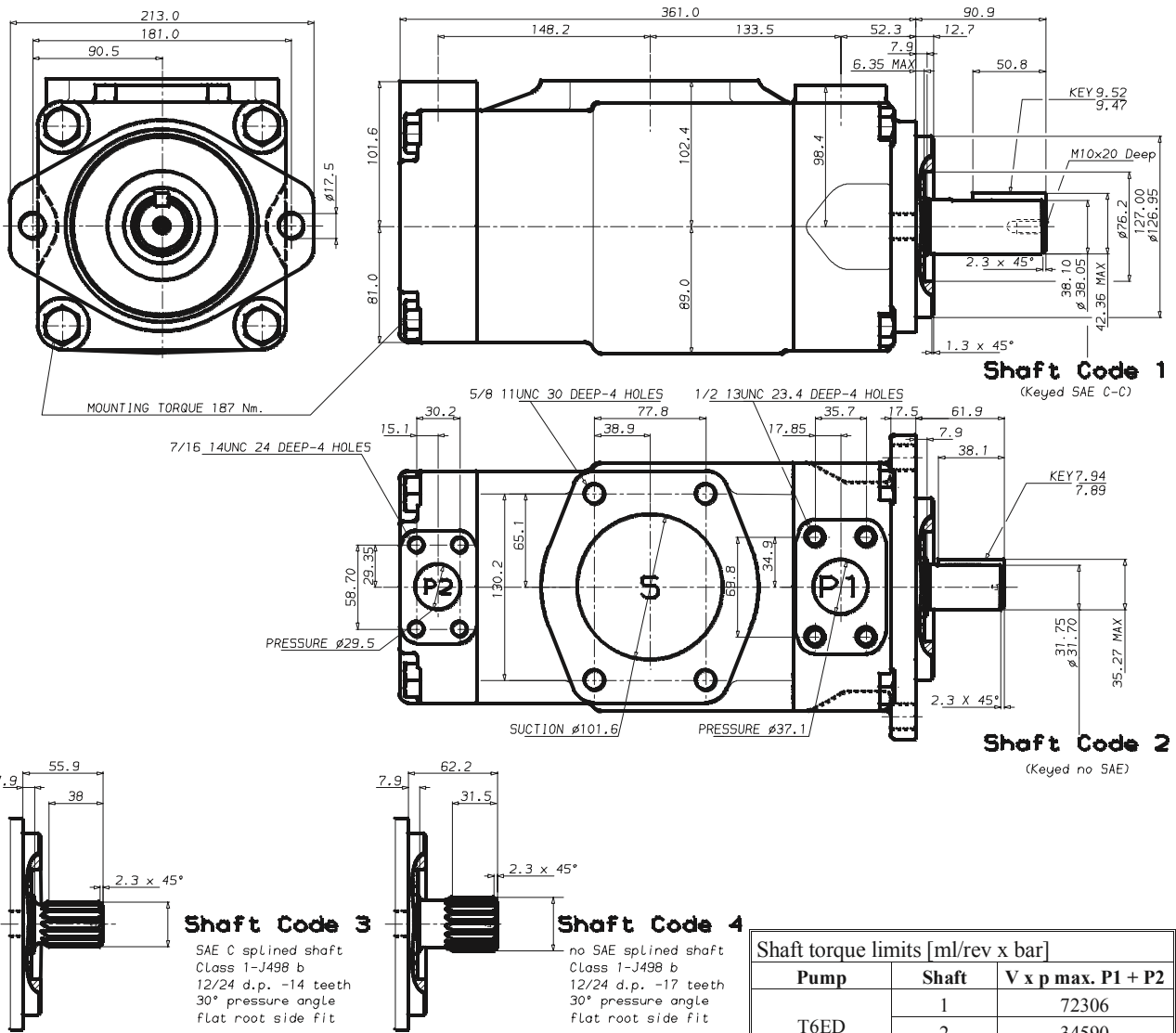


Total hydrodynamic power loss is the sum of each section at its operating conditions.

PERMISSIBLE RADIAL LOAD



Maximum permissible axial load  $F_a = 2000$  N



Shaft torque limits [ml/rev x bar]		
Pump	Shaft	V x p max. P1 + P2
T6ED	1	72306
	2	34590
	3	61200

**OPERATING CHARACTERISTICS - TYPICAL [24 cSt]**

Pressure port	Series	Volumetric Displacement Vi	Flow q <sub>v</sub> [l/min] & n = 1500 RPM			Input power P [kW] & n = 1500 RPM		
			p = 0 bar	p = 140 bar	p = 240 bar	p = 7 bar	p = 140 bar	p = 240 bar
P1	042	132,3 ml/rev	198,5	188,5	181,3	5,2	49,4	82,6
	045	142,4 ml/rev	213,6	203,6	196,5	5,4	52,9	88,7
	050	158,5 ml/rev	237,7	227,7	220,6	5,7	58,5	98,3
	052	164,8 ml/rev	247,2	237,2	230,1	5,8	60,8	102,1
	062	196,7 ml/rev	295,0	285,0	277,9	6,4	71,9	121,3
	066	213,3 ml/rev	319,9	309,9	302,8	6,7	77,7	131,2
	072	227,1 ml/rev	340,6	330,6	323,5	6,9	82,6	139,5
P2	014	47,6 ml/rev	71,4	62,1	55,9	2,3	18,5	30,6
	017	87,3 ml/rev	87,3	78,0	71,8	2,5	22,2	37,0
	020	66,0 ml/rev	99,0	89,7	83,5	2,8	24,9	41,7
	024	79,5 ml/rev	119,3	110,0	103,8	3,0	29,6	49,8
	028	89,7 ml/rev	134,5	125,2	119,0	3,2	33,2	55,9
	031	98,3 ml/rev	147,4	138,1	131,9	3,3	36,2	61,0
	035	111,0 ml/rev	166,5	157,2	151,0	3,5	40,7	68,7
	038	120,3 ml/rev	180,4	171,1	164,9	3,7	43,9	74,3
	042	136,0 ml/rev	204,0	194,7	188,5	4,0	49,4	83,7
	045	145,7 ml/rev	218,5	209,2	203,0	4,1	52,8	89,5
	050	158,0 ml/rev	237,0	227,7	224,0 <sup>1)</sup>	4,4	57,0	85,0 <sup>1)</sup>

<sup>1)</sup> 050 = 210 bar max. int. Port connection can be furnished with metric threads.